



Safety overload valve.



Hydraulic stroke limitation.



LCS lowering system.



Operation by the "dead man's" principle.

These models fold quickly and require only a small space. They are easily moved thanks to the small wheels which are fitted.

FLOOR CRANES

All models are fitted with polyamide wheels and castors to facilitate manoeuvrability. These wheels will not damage garage floors, do not rust and are quiet in operation.

The extendable jib changes position at the pushing of a button. It has a handle and a window to show jib position.

A foot pedal facilitates the in-shop handling of the crane.

Floor cranes

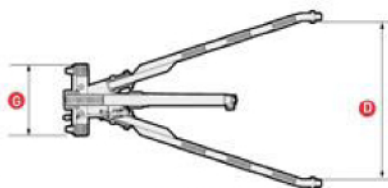
9

Window to show safe working load at the selected position. Push button for quick change of position of the extendable jib. Patented.

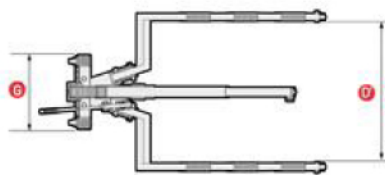
Swivel hydraulic unit. The pump piston spring improves operation. Release handle with "dead man's" operation provides maximum lowering precision.

Double tube legs on CRV10 and CRV20 models provide more stability, strenght and accesibility.

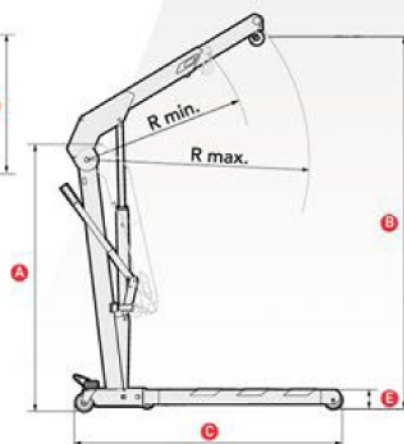
Foot pedal facilitate manoeuvrability.



CRV line



CRP line



CRV10

Rubber protections to prevent from any possible damage to the vehicle or to the crane legs.

CAPACITY (kg)	650	1000	2000
A	1580	1580	1740
B	2200	2200	2460
C	1480 / 1580	1580	1920
D / D'	820 / 860	970 / 860	1080 / 930
E	112	112	150
R Minimum	960	960	1200
R Maximum	1300	1300	1610
G	530	530	700
Weight (kg)	75 / 86	83 / 92	140 / 150
REF.	CRV6 / CRP6	CRV10 / CRP10	CRV20 / CRP20

Measures in mm.



These models are easy to fold and require only a small parking space. Auxiliary wheels for easy handling when folded.

Window to show safe working load at the selected position. Push button for quick change of position of the extendible jib. Patented.



Safety overload valve.
Prevents the jack from being
used beyond its rated capacity.



Hydraulic stroke limitation.
Safety oil by-pass system prevents
the ram from being over extended
and causing damage to the cylinder.



Operation by the "dead man's"
principle (the operation is halted if
the user accidentally loses control)



LCS lowering system.
A system that functions automatically and offers
smooth and uniform lowering. It guarantees safe lowering
in all circumstances, although an involuntary and/or abrupt
and violent opening of the release valve is produced.



CRM20

CRP20

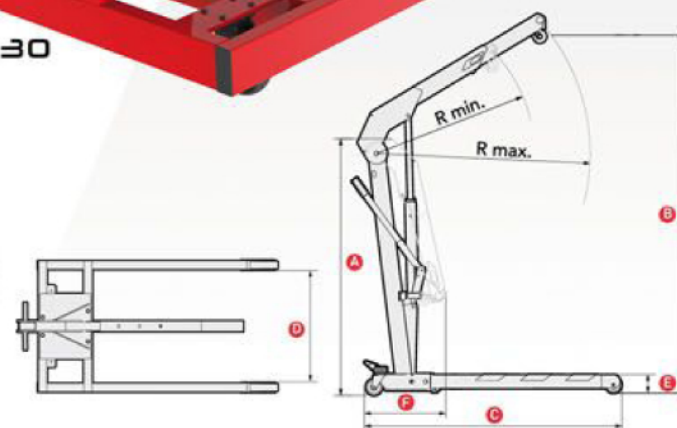
Foldable version CRP20 grants extra functionality.
(See previous page)



CRM30



The 3t model, CRM30, is fitted with
a two piston pump.



CAPACITY (kg)	2000	3000
A	1690	200
B	2470	2920
C	1870	2150
D	820	1120
E	200	265
R Minimum	1275	1620
R Maximum	1570	1910
F	-	-
G	-	-
Weight (kg)	180	302
REF.	CRM20	CRM30

Measures in mm.



Certificación Oficial CE

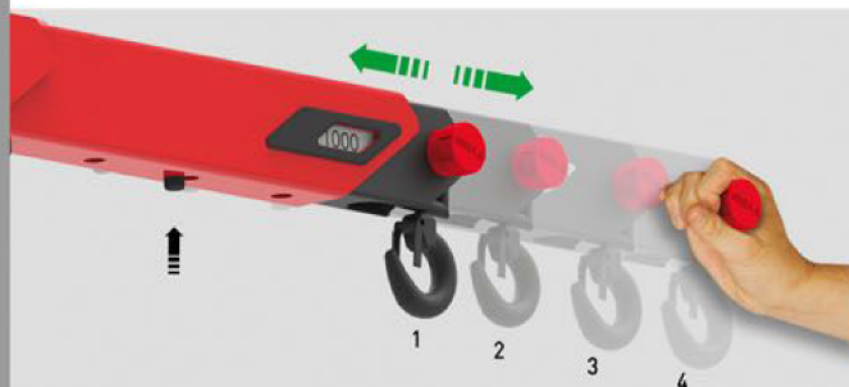
FLOOR CRANES

All models are fitted with polyamide wheels and castors to facilitate manoeuvrability.

These wheels will not damage garage floors, do not rust and are quiet in operation.

The extendable jib changes position at the pushing of a button. It has a handle and a window to show jib position.

Floor
cranes



The extendable jib changes position at the pushing of a button. It has a handle and a window on lifting arm shows jib position and safe working load. Patented.

POSITION (kg)	1	2	3	4
REF.	SAFE WORKING LOAD			
CRV6 / CRP6	650	550	450	350
CRV10 / CRP10	1000	900	800	700
CRV20 / CRP20	2000	1750	1650	1250
CRM20	2000	1750	1650	1250
CRM30	3000	2500	2300	-

Accessories



Mechanical safety accessory that works automatically and eliminates any possibility of unintentional or accidental lowering.

CAP. (Kg)	650	1000	2000
REF.	A-5127	A-5127	A-5128



A-5298

Load leveler.
Optional.



AB-300

Drum lifting clamp.
For 200 litre steel drums.
Only for tight head drums or removable
top drums with covers locked in place.
Optional.

